

HOMAGE TO GRANDMOTHER'S FLOWER GARDEN

BY KATJA MAREK




Sew-Along - Week 5


©2022 Katja Marek - All right reserved

Background

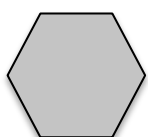
GFG



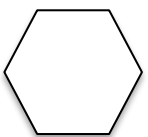
Path



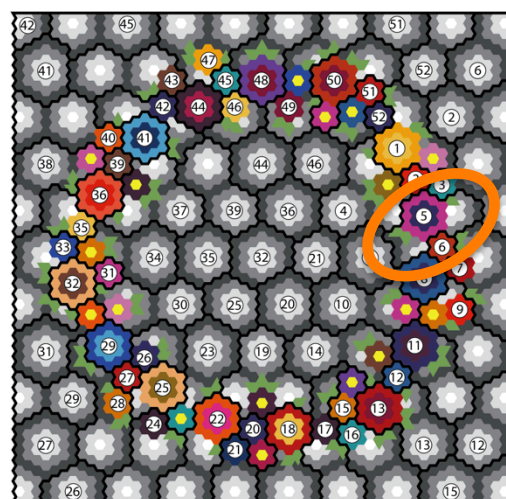
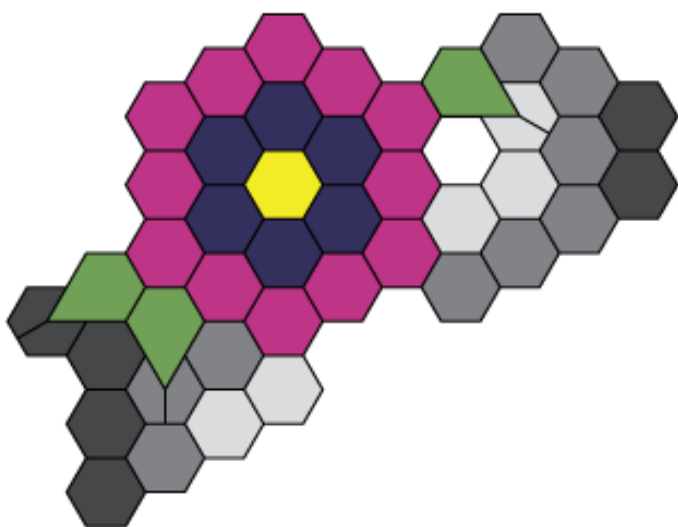
Ring #2



Ring #1



Centers



Week 5

That's almost 1/10th of a year and you've made it through January. The Sample quilt (pattern cover) was very planned, I colored in a coloring sheet, and all my fabrics were chosen in advance according to my plan. With my second quilt I am letting things fall where they may, as far as color goes. The only real plan is to fussy cut all the flowers from Kaffe Fassett Collective fabrics, bright green leaves, and for the background GFG the centers are always the same, ring #1 is always black on white, ring #2 is always low volume, and the path is KFC black & white sharks teeth. What is your approach?

My Mom's Weekly Section
1/2" units, traditional EPP



My Weekly Section
1" units, machine pieced

