

Blocks on the Go, for Quilts on the Grow!

AKA - The Always Done Quilt!

©2015 Katja Marek – All rights reserved

Every week = one block = one completely finished quilt-let = Always

Fun Facts for February!

- My Father's birthday was February 14th, 1933
- My Daughter was born February 14th; growing up, she always wanted a twin sister
- My daughter-in-law was born February 14th; I now tell people I have twin girls, just 3 years apart.
- I also have a 1st cousin born February 14th

***The New Hexagon* was the #1 quilting title with Martingale for all of 2015**

- December 2014, in it's 3rd month, *The New Hexagon*, entered Martingale's Top 20 bestseller list.
- January 2015, *The New Hexagon* was at #11.
- February 2015, *The New Hexagon* cracked the top 10, at #8 on the Martingale bestseller list.
- February 16, 2015 *The New Hexagon* went to its 2nd printing.
- March 2015, *The New Hexagon* was #5 on the Martingale bestseller list.
- April 27, 2015 *The New Hexagon* went to its 3rd printing and was #3 with Martingale for April.
- May 2015 *The New Hexagon* went to #1 with Martingale and has remained in that spot to date.
- August 17, 2015 *The New Hexagon* went to its 4th printing.
- February 2016, *The New Hexagon* is in its 10th month at #1 with Martingale

- I am the featured designer at RedThreadStudio.com for February
- I am one of the designers included in Pat Sloan and Jane Davidson's The Splendid Sampler starting February 14th.
- I'm taking part in the 'We Love Our Designers Blog Tour' at <http://zappydots.com/quiltdotsblog/> Feb 1-15. I'm scheduled Feb 5th



I was featured on
THE SLOW STITCHING blog
August 23, 2015



<https://theslowstitchingmovement.wordpress.com/2015/08/23/guest-blogger-the-woman-who-took-the-hex-out-of-hexagon-katja-marek/>

©2015 Katja Marek All rights reserved. Instructions are for personal use only. Each participant must own their own copy of *The New Hexagon - 52 Blocks to English Paper Piece* (Martingale®) to make the blocks mentioned in these instructions.

No commercial use is authorized. By that I mean that you may not sell these instructions or make copies of the original blocks in the book to include with these instructions. You may however print these instructions for participants of a class or club provided that each participant owns their own copy of the book. Please give credit to me as the designer if showing or selling a finished quilt.

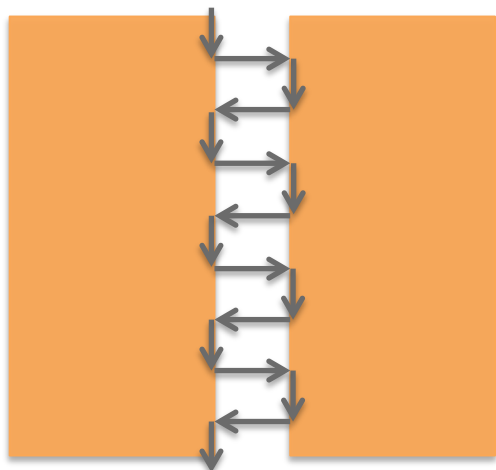


Blocks on the Go, for Quilts on the Grow!

AKA - The Always Done Quilt!

©2015 Katja Marek – All rights reserved

Every week = one block = one completely finished quilt-let = Always Done!



- Bring needle through the crease of the fabric.
- Hide Knot inside crease of the seam allowance.
- Take a stitch (about 1/8") inside the very edge of the crease.
- Enter into the very edge of the crease directly across.
- Take a stitch inside the very edge of the crease (1/8").
- Pull the stitches snug to bring the fabric edges together.
- Repeat to the end of your seam.
- To add strength to your seams, repeat from the beginning, and stitch the seam a second time in the opposite direction.

A Ladder Stitching Refresher



Say My Name:

Katja — from Wikipedia - **Katja** is a feminine given name. In Germany, Netherlands, Flanders, Scandinavia and Slavic-speaking countries it is pet form of **Katherine**.

Katja may refer to: There was a long list here broken down by category, but none that said Quilting: Katja Marek.

From Wiktionary - The most common first name of women born in Finland in 1973-1975.

Katja:

Cut (as in to cut with scissors) – **yah** – soft y as in yellow + ‘the doctor says: say ah’

©2015 Katja Marek All rights reserved. Instructions are for personal use only. Each participant must own their own copy of *The New Hexagon - 52 Blocks to English Paper Piece* (Martingale®) to make the blocks mentioned in these instructions.

No commercial use is authorized. By that I mean that you may not sell these instructions or make copies of the original blocks in the book to include with these instructions. You may however print these instructions for participants of a class or club provided that each participant owns their own copy of the book. Please give credit to me as the designer if showing or selling a finished quilt.




Blocks on the Go, for Quilts on the Grow!

AKA - The Always Done Quilt!

©2015 Katja Marek – All rights reserved


Every week = one block = one completely finished quilt-let = Always Done!



Week 5
Block 5: Caroline

Brandon Mably for Rowan. Westminster Fibers #PWBM034 Daisy Chain
Brandon Mably for Rowan. Westminster Fibers #PWBM042 Pebble Mosaic

Modern Backgrounds Essentials by Brigitte Heitland for Zen Chic for Moda - Paper



Week 6
Block 6: Dolores

Kaffe Fassett for Rowan Fabrics #GP60 Paisley jungle

Modern Backgrounds Essentials by Brigitte Heitland for Zen Chic for Moda - Paper



Week 7
Block 7: Maureen

Farmington Martha Negley for Rowan, Westminster Fibers #PWMN056 Feathers
Brandon Mably for Rowan. Westminster Fibers #PWBM030 Cosmos
Philip Jacobs for Rowan. Westminster Fibers #PWPJ071 Gloxinias

Modern Backgrounds Essentials by Brigitte Heitland for Zen Chic for Moda - Paper



Week 8
Block 8: Marena

Philip Jacobs for Rowan. Westminster Fibers #PWPJ051 Brassica
Philip Jacobs for Rowan. Westminster Fibers #PWPJ073 Spiral Shells

Modern Backgrounds Essentials by Brigitte Heitland for Zen Chic for Moda - Paper



Blocks on the Go, for Quilts on the Grow!

AKA - The Always Done Quilt!

©2015 Katja Marek – All rights reserved

Every week = one block = one completely finished quilt-let = Always Done!

Five blocks can be:
A dresser scarf/runner
A table runner



Six blocks can be:
A table center



Seven blocks can be:
A table topper



Eight blocks can be:
A designer table topper



©2015 Katja Marek All rights reserved. Instructions are for personal use only. Each participant must own their own copy of *The New Hexagon - 52 Blocks to English Paper Piece* (Martingale®) to make the blocks mentioned in these instructions.

No commercial use is authorized. By that I mean that you may not sell these instructions or make copies of the original blocks in the book to include with these instructions. You may however print these instructions for participants of a class or club provided that each participant owns their own copy of the book. Please give credit to me as the designer if showing or selling a finished quilt.

