




# Hex-plosion

©2017 Katja Marek – All rights reserved



Please share your results! Others will want to be inspired by your work.  
Follow and post photos to my **Facebook** group at **Katja Marek's 'Quilt With Me'**  
If you use **Instagram** tag me **@katja\_marek** and don't forget to  
hashtag **#thenewhexagon** , **#hexplosion**, **#katjamarek**, and **#katjamarekdesigns**  
Follow me on **Pinterest** at **Katja Marek / Katja's Quilt Shoppe**

The instructions will not teach techniques.

Basic EPP (English Paper Piecing) and Quilting instructions are included in *The New Hexagon: 52 Blocks to English Paper Piece*. You can also find a variety of quilting basics at <http://www.shopmartingale.com/how-to-quilt.html>

## PAPER PIECES

Paper Pieces ([www.paperpieces.com](http://www.paperpieces.com))  
is the **exclusive** manufacturer of pre-cut English  
Paper Piecing papers and acrylics for all things  
**Katja Marek Design:**

*The New Hexagon: 52 Blocks to English Paper Piece*  
*The New Hexagon Perpetual Calendar*  
*Distinctive Dresdens: 26 Intriguing Blocks, 6 Projects*

as well as all my online quilt-alongs:  
The New Hexagon - Millefiore Quilt-Along  
Blocks on the Go, for Quilts on the Grow  
Perpetually Hexie  
Hex-plosion  
And my upcoming 2018 Quilt-Along



Monthly downloads will be available at:  
<http://www.katjasquiltshoppe.com/hex-plosion.htm>

©2017 **Katja Marek** All rights reserved. Instructions are for personal use only. Each participant must own their own copy of *The New Hexagon: 52 Blocks to English Paper Piece* (Martingale® 2014) to make the blocks mentioned in these instructions. No commercial use is authorized. By that, I mean that you may not sell these instructions or make copies of the original blocks in the calendar to include with these instructions. You may however print these instructions for participants of a class or club provided that each participant owns their own copy of the book. Please give credit to me as the designer if showing or selling a finished quilt.



# Hex-plosion

©2017 Katja Marek – All rights reserved



The finished quilt is approximately 42" x 47"

*The New Hexagon – 52 Block to English Paper Piece* (Martingale 2014), contains all the basic English Paper Piecing instructions (page 8-11) including glue basting (page 9) and fussy-cutting (page 16).

It is difficult to give you exact fabric requirements since this is dependent on whether you decide to fussy cut or not, and also where you place your fabrics. I've allowed a 10" square for cutting each blocks including seam allowances. Without fussy cutting you will need approximately 4.6 meters (5 yards) for the quilt top not including binding.

One rosette is featured in an off-centered setting, with a combination of pieced and whole hexagons to compliment it.

Individual block patterns are from *The New Hexagon – 52 Blocks to English Paper Piece*.

Complete Paper Packs are available from **Paper Pieces** if you prefer the accuracy and ease of ready made paper to copying and cutting your own.



Instructions will be posted on the first of the month (Pacific Standard Time), as follows:

	Guidelines	
mid-July 2017	Rosette	19 blocks
August 2017	Blocks	17 blocks
September 2017	Blocks	12 blocks
October 2017	Blocks	12 blocks
November 2017	Finishing	Fillers
December 2017		

Monthly downloads will be available at:

<http://www.katjasquiltshoppe.com/hex-plosion.htm>

©2017 Katja Marek All rights reserved. Instructions are for personal use only. Each participant must own their own copy of *The New Hexagon* (Martingale® 2014) to make the blocks mentioned in these instructions.

No commercial use is authorized. By that, I mean that you may not sell these instructions or make copies of the original blocks in the book to include with these instructions. You may however print these instructions for participants of a class or club provided that each participant owns their own copy of the book.

Please give credit to me as the designer if showing or selling a finished quilt.






# Hex-plosion

©2017 Katja Marek – All rights reserved



## General Layout



You will need to purchase  
The New Hexagon book by Katja Marek  
for the instructions to  
make the blocks.  
Join the quilt along and find instructions  
for making the Hex-Plosion quilt at  
[www.katjasquiltshoppe.com](http://www.katjasquiltshoppe.com)

- ✧ The finished quilt is approximately 42" x 47"
- ✧ **Each participant must own their own copy of *The New Hexagon: 52 Blocks to English Paper Piece* in order to quilt along.**
- ✧ Please complete the **courtesy email registration at [KatjasQuiltShoppe.com](http://KatjasQuiltShoppe.com)**. This is for counting purposes only and your email address will never be shared. I will send an email whenever I have anything pertinent to share about my designs or release a set of instructions.
- ✧ Paper packs for English Paper Piecing this quilt are available from **PaperPieces.com** or your local quilt-shop may sell them as part of a club, class, or monthly program.
- ✧ The Facebook sharing group for Perpetually Hexie is: Katja Marek's 'Quilt With Me'
- ✧ PLEASE! Make sure to follow along online and share your progress.
- ✧ I have fussy-cut many of my fabrics for this quilt, if you'd like, more general fussy-cutting information is included in the guidelines section of *The New Hexagon - Millefiore Quilt-Along* which is available at [KatjasQuiltShoppe.com](http://KatjasQuiltShoppe.com)
- ✧ Fabric packs are not available for this quilt, but Katja's Quilt Shoppe has fussy-cutting repeat packages in a selection of colors by calling the shop shop at: 1-866-852-8527
- ✧ Thanks for joining the Hex-citement!
- ✧ Create an Hex-plosion!

Paper Pieces [www.paperpieces.com](http://www.paperpieces.com) (1-800-337-1537 in the US, 1-270-534-5475 International) is the exclusive supplier of all papers and acrylics for my designs. Paper Pieces sells both wholesale and retail.

In Canada, retail purchases can be made through Katja's Quilt Shoppe by calling 1-866-852-8527 (toll-free Canada and USA)

©2017 Katja Marek All rights reserved. Instructions are for personal use only. Each participant must own their own copy of *The New Hexagon: 52 Blocks to English Paper Piece* (Martingale® 2014) to make the blocks mentioned in these instructions.

No commercial use is authorized. By that, I mean that you may not sell these instructions or make copies of the original blocks in the calendar to include with these instructions. You may however print these instructions for participants of a class or club provided that each participant owns their own copy of the book.

Please give credit to me as the designer if showing or selling a finished quilt.



# Hex-plosion

©2017 Katja Marek – All rights reserved




## FUSSY-CUTTING AND DESIGN REPEAT

I love the diversity and potential found in large-print fabrics. But, some of these large prints have very large pattern repeats. Since we are working with 6-sided designs, if a pattern repeat is 24", you will need 6 repeats, or  $6 \times 24" = 144" = 3.66\text{m} = 4 \text{ yds}$ . Happily many of these large repeats, also repeat across the width of the fabric, usually on the fold line. The repeat across the fabric width is usually half of a repeat offset on the opposite side of the fold. So, to get 6 identical design repeats you will need  $3.5 \times 24" = 84" = 2.15\text{m} = 2.33\text{yds}$ .


This adds up to a lot of fabric. So choose fabrics that will yield many choices such as fabrics with many colors.



This image shows 1/2 width of fabric, selvedge to fold, and one design repeat of 25"



This image shows full width of fabric and the half-repeat offset on the opposite side of the fold



To see how a piece of fabric will look within my blocks and rosettes, I often make a preview by drawing around my paper template piece on a scrap of cardstock and cutting away the inside to create a window. I will lay this over different areas of the fabric until I find the section that I feel will work best within my block or rosette.

©2017 Katja Marek All rights reserved. Instructions are for personal use only. Each participant must own their own copy of *The New Hexagon: 52 Blocks to English Paper Piecing* (Martingale® 2014) to make the blocks mentioned in these instructions.

No commercial use is authorized. By that, I mean that you may not sell these instructions or make copies of the original blocks in the calendar to include with these instructions. You may however print these instructions for participants of a class or club provided that each participant owns their own copy of the book.

Please give credit to me as the designer if showing or selling a finished quilt.